



GROW

Food Scientist

©iStock.com/JGalion
©iStock.com/RichLegg

CODE

AI Engineer

©iStock.com/metamorworks

©iStock.com/DSClimate

Robot Engineer



Virologist

Medical Illustrator

Astronaut

EXPLORE



CONNECT

Electrician

©iStock.com/snattrass

Barbarrein CC-BY-SA 2.0

Primatologist

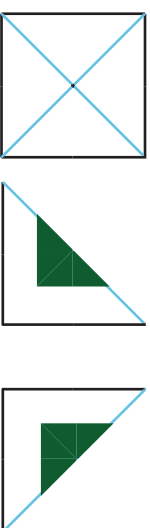
COMPARE



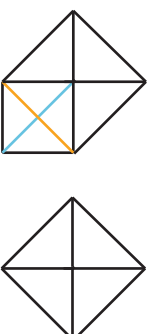
HOW TO FOLD YOUR STEM CHATTERBOX

1) Cut along the dashed magenta line to remove this flap.

2) Flip the paper over to the side with blue and orange lines. Fold and unfold the paper along the 2 diagonal blue lines:




3) Unfold the paper, then fold over the orange lines so that the corners reach the centre:



TURN OVER ->

CREATE

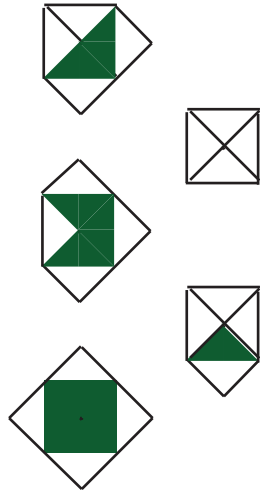


SAVE

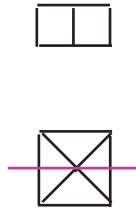
©iStock.com/gorodenkoff
©iStock.com/shironosov

DRAW

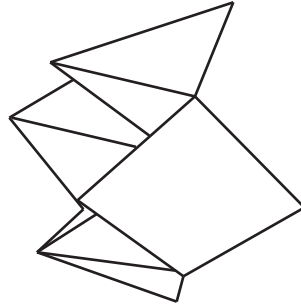
4) Flip your paper over and then fold the triangular flaps to cover up the images:



5) Fold your paper in half:



6) Put your fingers inside the square flaps to open it up!
You did it!



Subscribe to Double Helix magazine for more STEM activities
doublehelix.csiro.au



DoubleHelix

Scan for more activities:



doublehelix.csiro.au