



GROW

Food Scientist

©iStock.com/JGalion

©iStock.com/RichLegg

CODE

AI Engineer

©iStock.com/metamorworks

©iStock.com/DSCImage

Robot Engineer



Virologist

Medical Illustrator

Astronaut

EXPLORE

Electrician


Primatologist

©iStock.com/snattrass

Barbarrein CC-BY-SA 2.0

CONNECT

COMPARE



SAVE

©iStock.com/gorodenkoff

©iStock.com/shironosov

DRAW

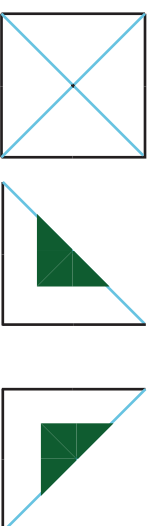


HOW TO FOLD YOUR

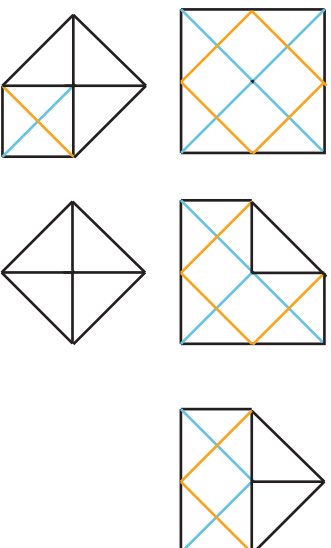
STEM CHATTERBOX

1) Cut along the dashed magenta line to remove this flap.

2) Flip the paper over to the side with blue and orange lines. Fold and unfold the paper along the 2 diagonal blue lines:

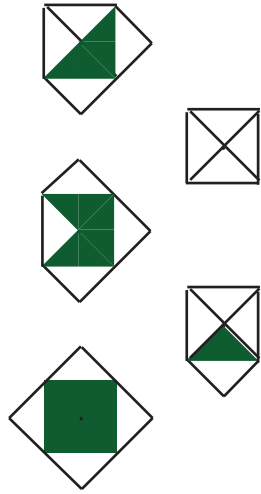


3) Unfold the paper, then fold over the orange lines so that the corners reach the centre:

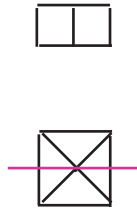


TURN OVER ->

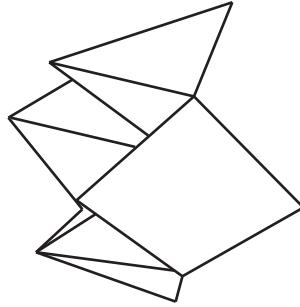
4) Flip your paper over and then fold the triangular flaps to cover up the images:



5) Fold your paper in half:



6) Put your fingers inside the square flaps to open it up!
You did it!



Visit our website for more great activities
doublehelix.csiro.au



Scan for more activities:



doublehelix.csiro.au

DoubleHelix